




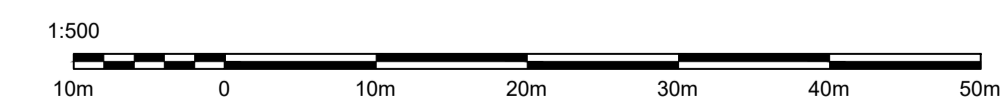


- KEY**
-  Existing 1.2m high black steel fence
  -  New 1.5m high black powder coated steel fence and gates
  -  New 1.5m high black powder coated steel fence
  -  New 2m high black powder coated steel fence and gates
  -  New 2m high black powder coated steel fence



Project	Clifford Way
Drawing	Proposed Site Plan
Revisions	19.09.09 Additional gates added per comments B
Client	Pembroke PM
Scale	1:500 @ A1
Date	Dec 18
Drawn By	PW
Checked By	GD
Issue	PLANNING
Drawing No.	1103 - 004 - B
Revision	