

SELECTION MATRIX

environlife T8-1700 P1

Acoustic enclosures for Split AC Unit Applications

CUSTOMER:	SITE / LOCATION / REFERENCE

ORIGINAL EQUIPMENT MANUFACTURERS PUBLISHED DATA					
MAKE, MODEL, DIMENSIONS, AIR FLOW & SOUND PRESSURE LEVEL @1.0M FREE FIELD					
MAKE:			MODEL:		AIR IN
					Rear & 1 Side
					Front
WIDTH (MM)	DEPTH (MM)	HEIGHT (MM)	AIRFLOW (M ³ S ⁻¹)	SPL dB(A)	DISTANCE (M)
900	320	1345	1.67	51	1

INNER CUBE DIMENSIONS		
1050	400	1635
WIDTH (MM)	DEPTH (MM)	HEIGHT (MM)
1.67	1.0	51
AIRFLOW (M ³ S ⁻¹)	DISTANCE (M)	SPL dB(A)

INLET AIRWAYS		
1635	275	1
WIDTH (MM)	HEIGHT (MM)	NO.

OUTLET AIRWAYS		
275	1635	1
WIDTH (MM)	HEIGHT (MM)	NO.

Select Inlet & Outlet Airway Sizes to Ensure Airflows are kept Below 6.0m/s

ENCLOSURE INFORMATION	
	INLET AIRWAY
	OUTLET AIRWAY
	EXTERNAL SIZE
	NOISE LEVEL @ 1 M (Free Field)

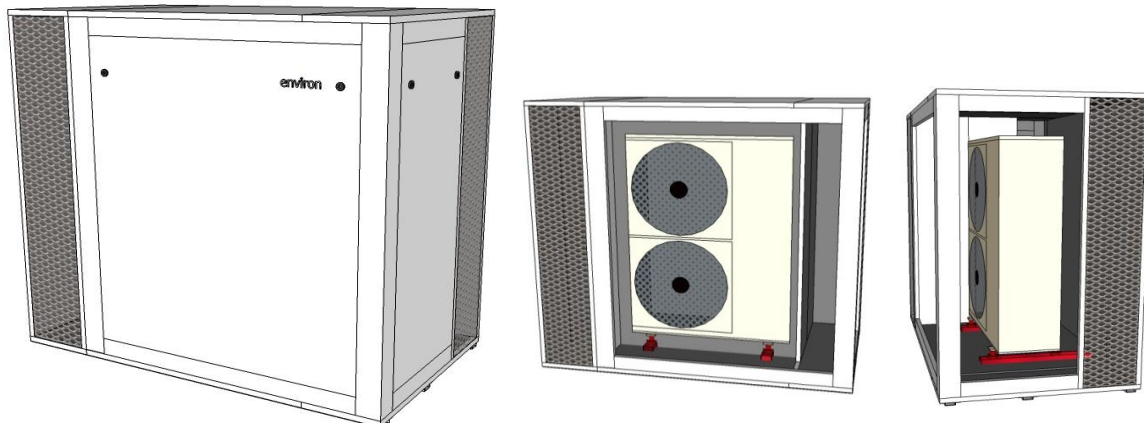
ENCLOSURE DETAIL		
1700	1000	1700
WIDTH (MM)	DEPTH (MM)	HEIGHT (MM)
1.67	1.0	25
AIRFLOW (M ³ S ⁻¹)	DISTANCE (M)	SPL dB(A)

DESIGN CRITERIA		
OK	OK	OK
UNIT SIZE	OUTLET	INLET

AIRFLOW INFORMATION		
16	3.7	3.7
PD (NM ⁻²)	OUTLET (MS ⁻¹)	INLET (MS ⁻¹)

WIDTH (MM)	DEPTH (MM)	HEIGHT (MM)
275		1635
275		1635
1700	1000	1700
25	SPL dB(A) SOUND PRESSURE	

NOTES CONCERNING ENCLOSURE DESIGN



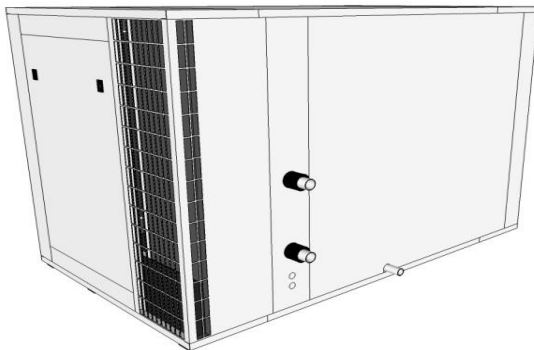

Environ acoustic designs are protected under patent

The information contained in this Selection Matrix is Confidential and shall not be disclosed or used for any unauthorised purposes

SELECTION MATRIX

environlite T8-1700 P1

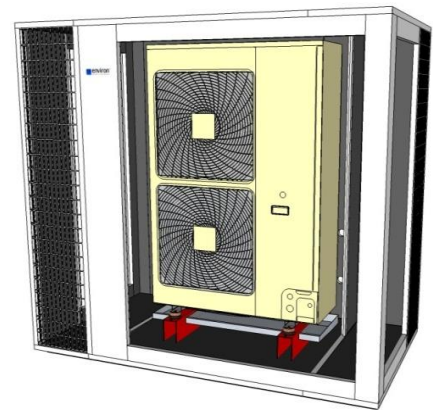
Acoustic enclosures for Split AC Unit Applications



System/Electrical/Condensate Services

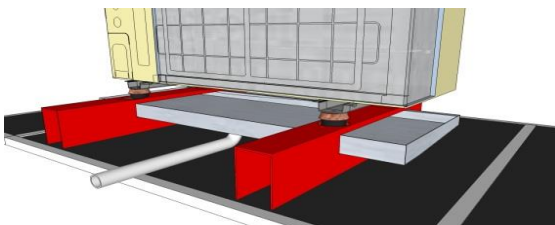
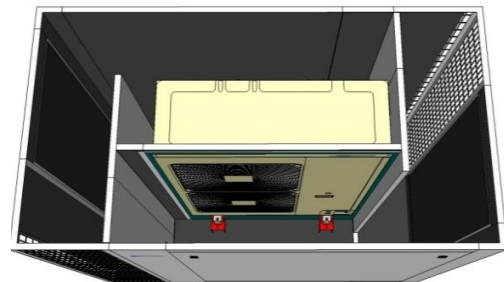
Exterior Colour

Any RAL/BS Colour



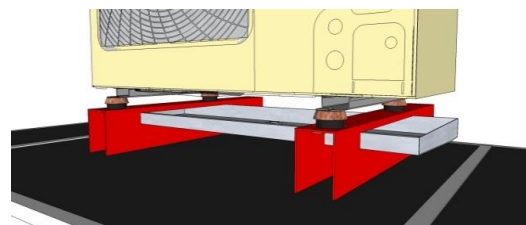
Service/Maintenance Access

Balanced Air Flow
Internal Plenum Seals stop
Air Recirculation



Condensate Drain Pan
Drain Pan Heater Tape

Optional Extras



Anti Vibration Mounts