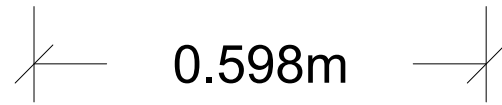
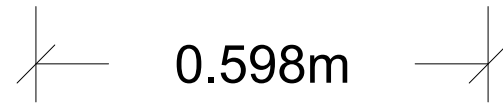




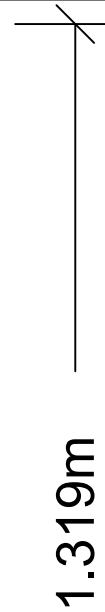


GSHP

GSHP



Scale: 1:10



Scale: 1:10

THIS DRAWING IS TO BE READ IN CONJUNCTION WITH ALL RELATED DRAWINGS. ALL DIMENSIONS MUST BE CHECKED AND VERIFIED ON SITE BEFORE COMMENCING ANY WORK OR PRODUCING SHOP DRAWINGS. THE ORIGINATOR SHOULD BE NOTIFIED IMMEDIATELY OF ANY DISCREPANCY. THIS DRAWING IS COPYRIGHT AND REMAINS THE PROPERTY OF ROGER PARRY & PARTNERS.

Rev	Description	Date	Dr by	App by
Original by				



Residential - Agricultural - Commercial	
Job	Two 10kw Ground Source Heat Pumps
Title	Proposed Elevations & Floor Plan
Location	Pentre Farm Llandyssil Montgomery SY15 6LJ
Client	Mr Nigel Price
Scales	See plan @ A1
Drawing No.	RJC-MZ638-03
Drawn by	AZ
Date	16/02/2021

HOGSTOW HALL, MINSTERLEY
SHREWSBURY, SHROPSHIRE, SY5 0HZ
Tel: 01743 791336 Fax: 01743 792770
email: mail@rogerparry.net
Web address: www.rogerparry.net