

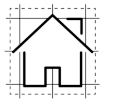
0mm 10mm 20mm 30mm 40mm

SCALE: 1:1

ORIGINAL SHEET SIZE:

THE EXTENSION DESIGNER LTD ACCEPTS NO RESPONSIBILITY FOR OTHERS SCALING DIRECTLY FROM THIS DRAWING. DO NOT SCALE FOR CONSTRUCTION PURPOSES.

A3

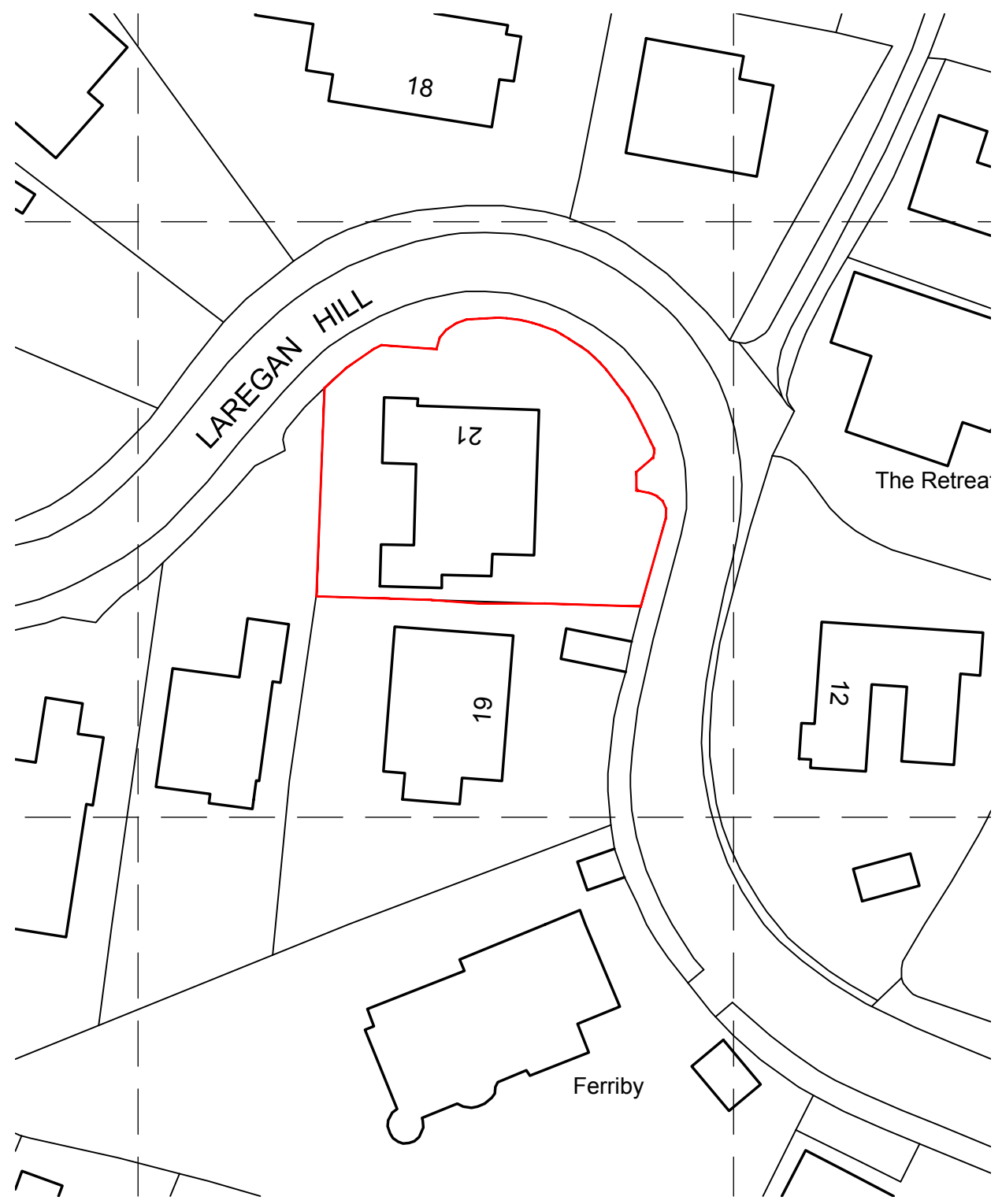


REGISTERED COMPANY:
13304333

© CROWN COPYRIGHT AND
DATABASE REGULATIONS
2021

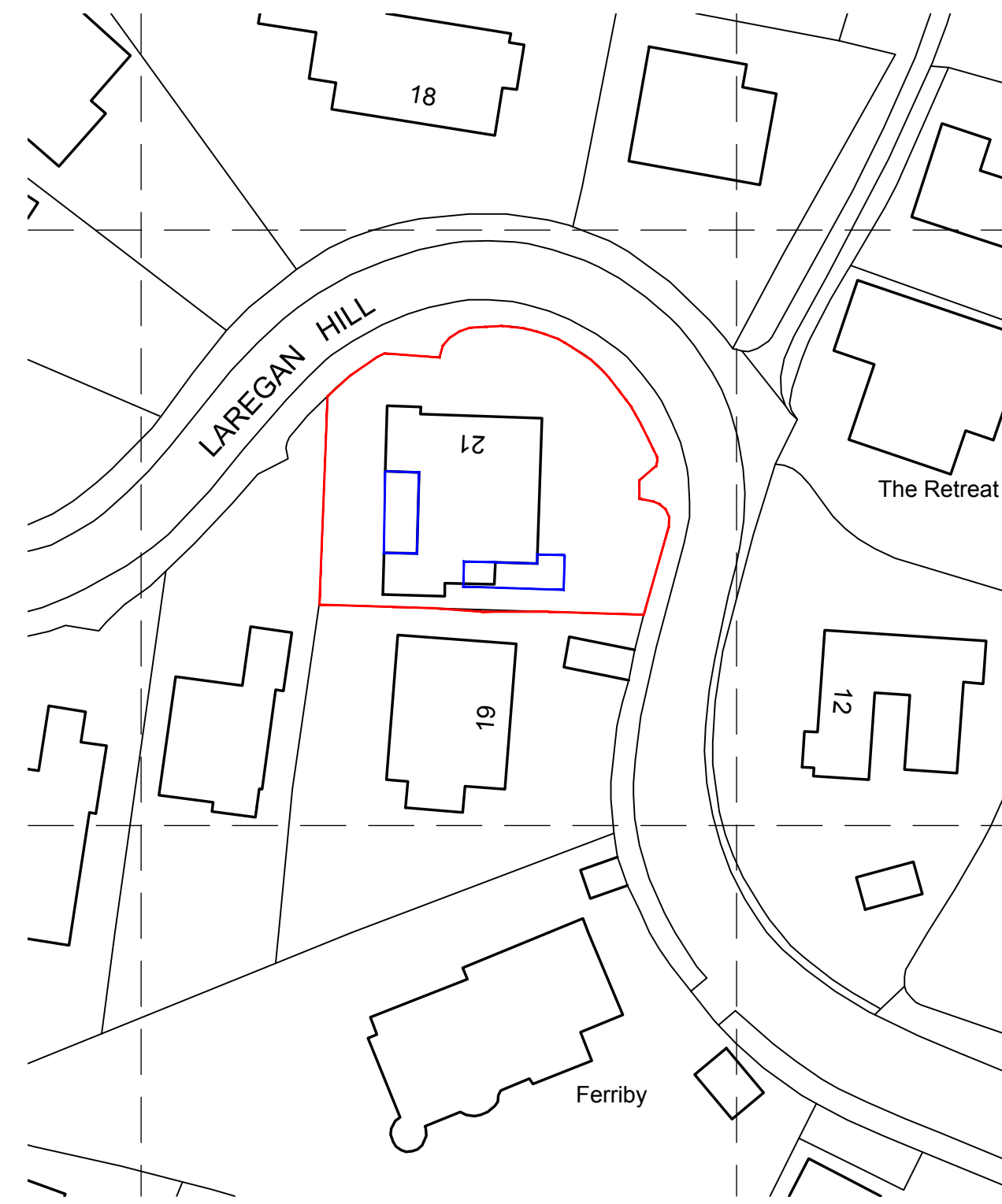
DRAWING DISCLAIMER: THIS DRAWING IS PRODUCED FOR USE IN THIS PROJECT ONLY AND MAY NOT BE USED FOR ANY OTHER PURPOSE. THE EXTENSION DESIGNER LTD ACCEPTS NO LIABILITY FOR THE USE OF THIS DRAWING OTHER THAN THE PURPOSE FOR WHICH IT WAS INTENDED IN THE CONNECTION WITH THIS PROJECT AS RECORDED IN THE 'PURPOSE FOR ISSUE' AND 'STATUS CODE' WITHIN THE TITLE BLOCK BELOW.

THIS DRAWING MAY NOT BE RE-PURPOSED IN ANY FORM WITHOUT PRIOR WRITTEN AGREEMENT OF THE EXTENSION DESIGNER LTD.



EXISTING SITE LAYOUT PLAN
SCALE: 1/500

01



PROPOSED SITE LAYOUT PLAN
SCALE: 1/500

01

SITE ADDRESS: 21 LAREGAN HILL, TR18	DRAWING NAME: SITE LAYOUT PLANS
	REV: P1
DRAWING NO: 002	SCALE: 1:500
STATUS CODE: PP	PURPOSE OF ISSUE: PLANNING APPLICATION