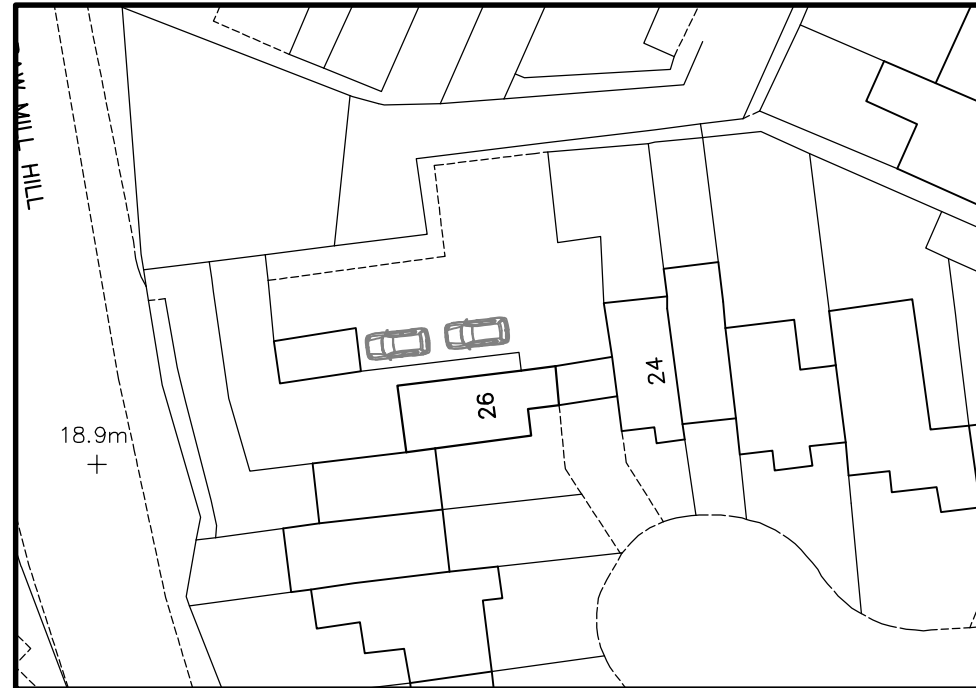




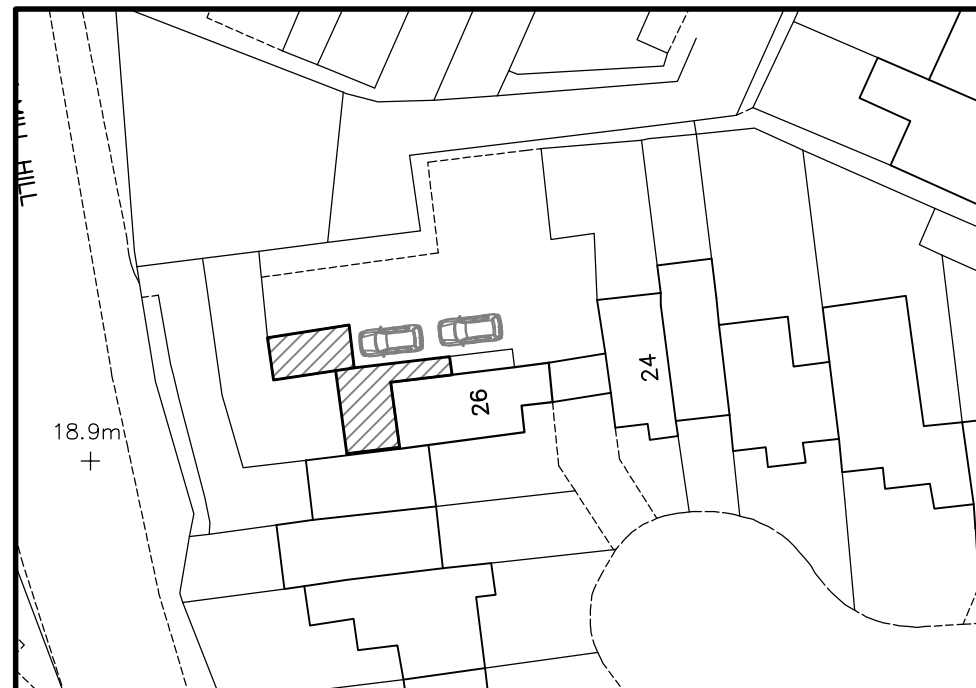
**Site Location Plan**

scale 1:1250



**Existing Block Plan**

scale 1:500



**Proposed Block Plan**

scale 1:500

**Notes:**

Do not scale from this drawing, unless for planning purposes.

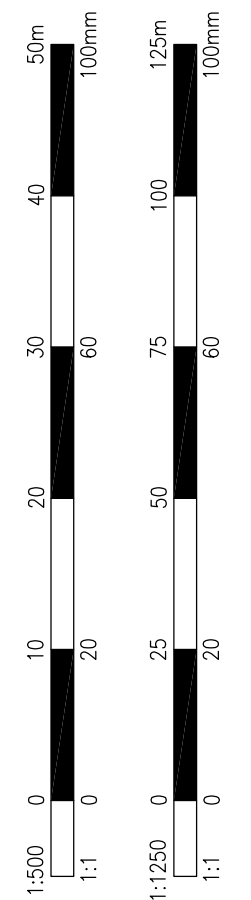
All measurements and levels shown are to be checked before work commences.

All building work is to comply with current Building Regulations & British Standards and to manufacturers specifications if noted.

All structural elements shown are a guide only and are to be verified by a Structural Engineer and/or Building Control Authorities prior to construction.

Cadscapes Ltd. accept no responsibility for the structural integrity of the structure before, during and after construction.

Cadscapes Ltd. accept no responsibility for the construction in the vicinity of property boundaries and party walls. Clients should be aware of the principles of the 'Party Wall Act 1996' and undertake relevant agreements before construction commences.



**Cadscapes**  
architectural design



Project

Proposed Extensions  
26 Woodbridge Drive, Tovil  
Maidstone, Kent

Drawing Title

Site Location & Block Plans

Notes

This drawing and all design work are the copyright property of Cadscapes Ltd.

40 Knowle Road, Penenden Heath, Maidstone, Kent ME14 2BB  
Tel: 01622 683512

enquiries@cadscapes.co.uk  
www.cadscapes.co.uk

Scale as shown A3	Date Oct 21	Drawn SCB	Checked
Drawing No. PA/21/067/003			Rev