





Legend:

-  0.5m wide open conveyance channel / swale
-  Backfilled area to Access road and bunding
-  Allotment Fill Area
-  Access Track to Allotment Fill Area

Rose Cottage

Balancing Pond

Rev	Date	Description	By	Apvd
P2	11:10:21	Allotment annotated as required.	S.H	K.M
P1	08:10:21	Preliminary 'First Issue'	EPH	KM

PROJECT:
WEST CARCLAZE GARDEN VILLAGE
AREA D

TITLE:
ALLOTMENT ACCESS ROAD
GENERAL ARRANGEMENT
SHEET 2 OF 2

CLIENT:
ECO-BOS

SCALE@A1:
1:500

PROJECT REF:
20189

DRAWING No: 613

REV: P2

Revision Referencing
P = Preliminary A = Approval T = Tender C = Construction

