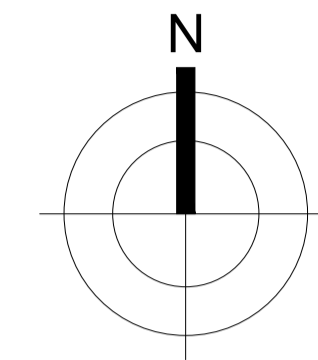
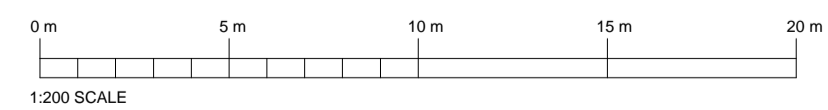
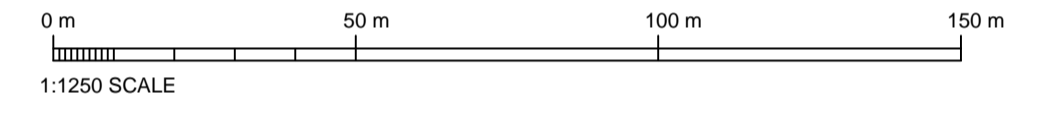




SITE PLAN
SCALE 1:200 @ A1



SITE LOCATION PLAN
SCALE 1:1250 @ A1



Rev	Date	Comments
B	23.01.24	8no. existing parking spaces added
A	07.11.23	Tree survey added and boundary amended

Client
The Rookery Estates Company

Project
Elmscroft Farm
Charlton Lane
West Farleigh
Kent
ME15 0NY

Title
Site plan
Site Location Plan

Project No.	Date
173	APRIL 23

Drawing No.	Revision
ED-01	B

Scale	Drawn
1:200@A1	GH/MH
1:1250	Check

PLANNING