


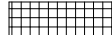



THIS DRAWING IS TO BE READ IN CONJUNCTION WITH ALL RELATED DRAWINGS.  
 ALL DIMENSIONS MUST BE CHECKED AND VERIFIED ON SITE BEFORE  
 COMMENCING ANY WORK OR PRODUCING SHOP DRAWINGS. THE ORIGINATOR  
 SHOULD BE NOTIFIED IMMEDIATELY  
 OF ANY DISCREPANCY. THIS DRAWING IS COPYRIGHT AND REMAINS  
 THE PROPERTY OF ROGER PARRY & PARTNERS.

Trees (all Standard size)	Height	Size
Bp - Betula pendula (silver birch)	3.0m	25-45L
Sc - Sorbus commixta (Rowan)	3.0m	25-45L
 Native mixed hedge Corylus avellana, Acer Campestre 50%-50% Density 5/m		
 1.2m high timber post and rail stock proof fence		
 Gravel driveway		
 Riven paving slabs		
 Grass		

A	Drawing scale corrected.	15/03/24	SC	App by
Rev	Description	Date	Dr by	
Original by				



Residential - Agricultural - Commercial

Project	Agricultural Workers Dwelling		
Drawing Title	Proposed Block Plan		
Location	Pilleth, Whitton, Knighton, LD7 1NP		
Client	Mr & Mrs M Pugh		
Scale (s)	1:500 @ A3		
Drawing No.	77993/23/03	Rev	A
Drawn by	SC	Date	Nov 2023

MERCIAN HOUSE, 9 DARWIN COURT  
 OXON BUSINESS PARK, SHREWSBURY, SY3 5AL  
 Tel: 01743 791336  
 email: mail@rogerparry.net  
 Web address: www.rogerparry.net  
Roger Parry & Partners LLP partnership no. OC312203  
 Registered Office: Hogstone Hall, Ministerley, Shrewsbury, SY5 0HZ  
 Registered in England and Wales.  
 A list of members of the LLP is available at the above address.



**PLANTING**  
 All plants and planting to comply with the requirements of all current/relevant British Standard Specifications including BS 3936 Part 1 1992, Part 11 1990 and Part 1V 1984, where applicable BS 4428: 1989 and the Bali/LI/Nursery Trade tender Document (th Edition: 1986) All plants to be supplied in accordance with the indicated schedule.

**MAINTENANCE**  
 Regular visits (minimum 12 No) required to maintain all planted areas in a weed and litter free condition using a combination of chemical spray and hand weeding to be agreed with the landscape Architect.

Maintenance to include watering, pruning pest and disease control and remulching as required. Grass mowing at 2 week intervals during growing season.

Structural planting areas shall be maintained as 'bare earth' non competitive weed free environment by repeated application of a glyphosate based herbicide. Persistent weeds and unwanted shrub shall be spot treated as necessary with an alternative herbicide to be agreed with the Landscape Architect.

Watering shall be carried out as described following any five day period without rain or as required by the Landscape Architect.

NB. Final visit to be immediately prior to handling over and include a fertiliser treatment of Enmag (6:20:10) at 100g/m2 and 25mm depth bark mulch top up to all planted areas.

**FULL SPECIFICATION**  
 Shall prevail in the event of any discrepancy with this summary.

**NOTES REGARDING IMPLIMENTATION WORKS TO BE CARRIED OUT ETC**  
 implementation timetables shall be the first planting season following completion of construction of the part of the site prior to occupation.

The works will be completed fully before occupation of any part of the development. Planting and trees shall remain as approved by Local Planning Authority for 5 years after approved date and if damaged will be replaced with others of same species.

**PLANT MATERIAL TREATMENT**  
 NB. All to be British Grown stock and fully hardend off.

Root Dip - Alignure Root Dip (1-3 solution) applied to all bare rooted stock (1) at time of lifting Nursery and (2) prior to planting.

Anti-Desiccant - with proof S800 to be applied to foliage of all containerised rootballed material in leaf, specimen conifers and evergreens etc.  
 (1) prior to transportation and  
 (2) during any delay planting.

Pruning - Allow for Pruning of all deciduous shrubs by 1/3rd following planting at landscape architects direction in the Planting Schedule.

New Hedge planting - New hedges are to be planted in two staggered rows, rows 300mm apart and plants within rows 400mm apart. Allow for 5 plants per linear metre. Plant in small single species groups to prevent competition between the species. Holly and larger growing trees are to be planted individually.

Immediately after planting cut hawthorn down to 150mm. If rabbits are a problem use shrub guards to protect plants, these are larger in diameter than spiral guards and so allow low lateral growth to develop. In the first spring after planting trim all lateral branches back by 50% (not holly). Prune damaged, diseased or dead wood immediately after first leaf break. Follow with a light trim every second or third year, allowing the hedge to increase in size each time. Replaced dead, dying or damaged stock with the same species as soon as practicable in the first planting season following failure.

Check regularly that the shrub guards are sound and secure, and replace as necessary.



AA Woodstone Harlech Bat Box



BB Woodstone Salamanca Nest Box for:-

28mm hole nest boxes will be used by Tree Sparrows, Blue Tits, Coal Tits and Great Tits, 32mm hole nest boxes will be used by Great Tits, Pied Flycatchers, Tree Sparrows and House Sparrows. The Oval entrance hole can be used by all suitable species but is particularly good for House Sparrows and Redstarts