













Notes
 Do not scale from this drawing. All dimensions to be checked on site prior to construction and any discrepancies reported to the Architect. Copyright reserved.



ELECTRICAL SYMBOLS

-  CEILING OUTLET LIGHTING FILAMENT LAMP
-  WALL OUTLET LIGHTING FILAMENT LAMP
-  CONCEALED SPOT-LIGHTS
-  ONE-WAY SWITCH
-  TWO-WAY SWITCH
-  SOCKET OUTLET - LOW LEVEL
-  SOCKET OUTLET - HIGH LEVEL
-  TV AERIAL POINT
-  SMOKE ALARM
-  HEAT DETECTOR
-  CARBON MONOXIDE DETECTOR
-  ISOLATOR

All Sanitary / Waste Water Drainage to be carried out to BS EN 12056-2000

All Electrical installations to be carried out to BS 7671-2018

DRAINAGE

-  EXISTING DRAINAGE
-  PROPOSED DRAINAGE

Revisions

Status
WARRANT

Client
Steven Finnie

Project
**29 Queen Mary Avenue
 Glasgow
 G42 8DS**

Title
**Ground Floor Plan
 as Proposed**

Scale	Size	Date	Drawn	Checked
1:50	A3	JAN 24	FH	SA



Allison Architecture
 13 Royal Crescent
 Glasgow G3 7SL

t: +44 (0)141 353 1082
 e: hello@allisonarchitecture.co.uk
 www.allisonarchitecture.co.uk

Project No.	Drawing No.	Rev.
23050	02-001	-

Ground Floor Plan as Proposed, 1:50



New drainage taken underground to join existing drainage run.

Existing stone steps retained & relocated.