



















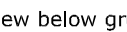

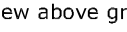





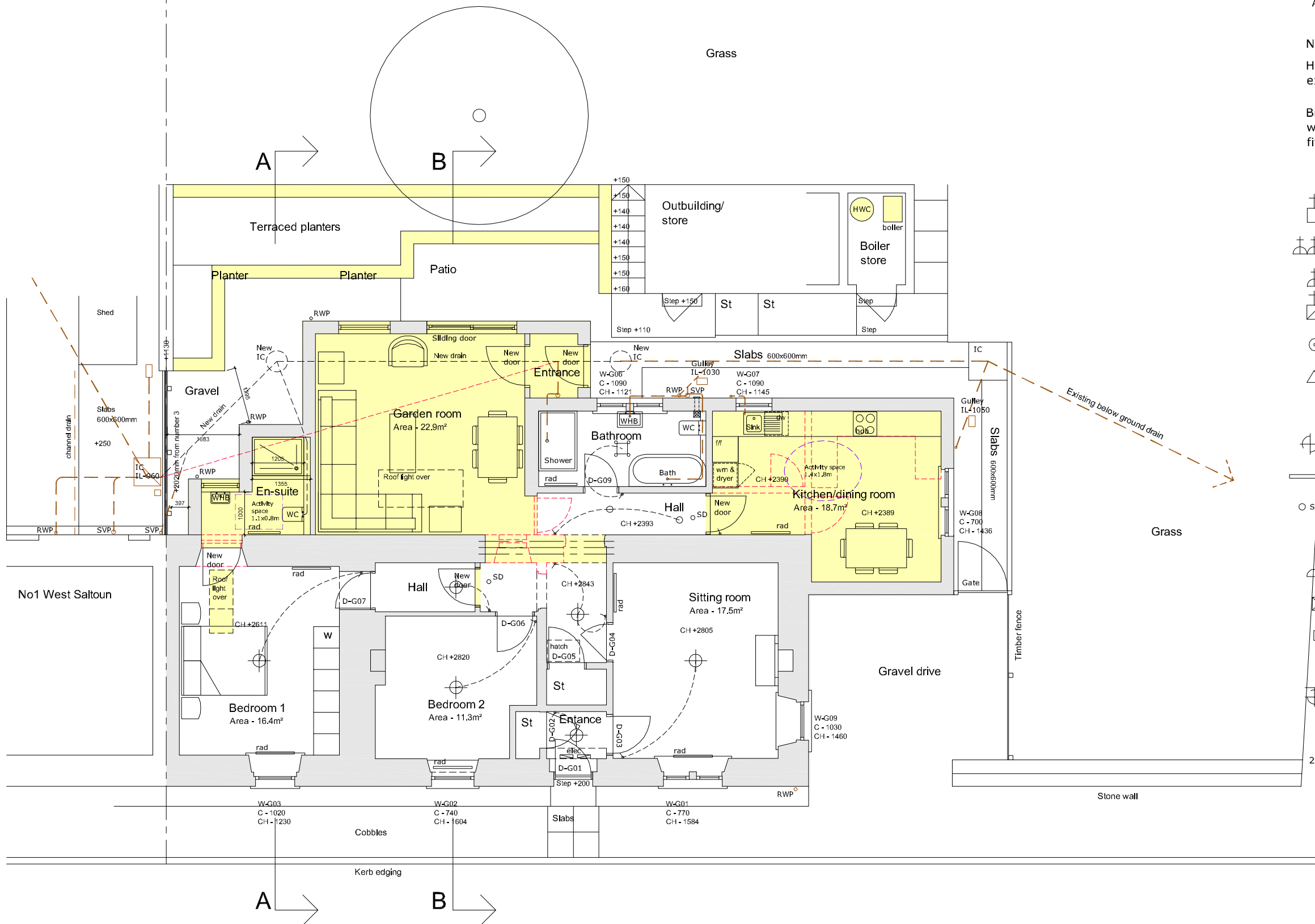
The copyright of the design remains with Low Carbon Studio Ltd. and may not be reproduced without their prior written consent.
 All dimensions are to be checked on site and the Architect notified of any discrepancies.
 Do not scale from this drawing for Constructional purposes.

NOTES:

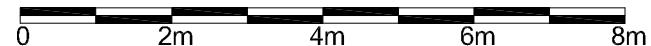
- Hatching indicates extent of alterations 
- Broken line indicates walls, roof, doors and fittings etc to be removed 

LEGEND


-  5a lamp socket - 375mm to base from f.f.l.
-  twin 13a s.s.o. - 375mm to base from f.f.l.
-  single 13a s.s.o. - 375mm to base from f.f.l.
-  cooker control unit -
-  aerial point - 375mm to base from f.f.l.
-  BT point - 375mm to base from f.f.l.
-  pull chord light switch
-  pendant light fitting
-  wall mounted radiator
-  heat or smoke detector
-  2 way light switch
-  single 13a spur point - 375mm to base from f.f.l.
-  shaver point - white MK
-  Thermostat
-  low voltage downlight
-  wall mounted light fitting
-  switchplate wired to fittings shown 1200mm to base
-  2 way switchplate wired to fittings shown 1200mm to base
-  New below ground drain 
-  New above ground drain 
-  Existing drain 



PROPOSED GROUND FLOOR LAYOUT
 1:100@A3



NO.	INIT.	DATE	REVISION

www.lowcarbonstudio.org 

CLIENT ANDREW BLADES

PROJECT 3 WEST SALTOUN
 ALTERATIONS TO EXSITING HOUSE

Denerigg / West Saltoun / East Lothian / EH34 5EJ / T 01875 341419

TITLE PROPOSED GROUND FLOOR

DRAWN	CHECK	JOB No. /	Drwg No. /	Rev
CC		2259/	210	/ -
SCALE	DATE			
1:100@A3	FEB 23			

mail@lowcarbonstudio.org